







**2021**  
**16 May**  
**PODĚBRADY**  
*(Cze)*



20 km.			35 km.		
1° 	2° 	3° 	1° 	2° 	3° 
<b>Karlström</b>	<b>Martín A.</b>	<b>García D.</b>	<b>Tur</b>	<b>Ojala</b>	<b>Agrusti</b>
Swe   1:18:54	Esp   1:19:14	Esp   1:19:19	Esp   3:47:40	Fin   3:48:25	Ita   3:49:52

TEAMS 20 km.								
Pos.	Nation	Points	Pos.	Nation	Points	Pos.	Nation	Points
1°	<b>Spain</b>	9	4°	Ukraine	45	7°	Poland	72
2°	<b>Italy</b>	24	5°	Turkey	48	8°	Belarus	102
3°	<b>Germany</b>	44	6°	France	70	9°	Slovakia	117

TEAMS 50 km.								
Pos.	Nation	Points	Pos.	Nation	Points	Pos.	Nation	Points
1°	<b>Italy</b>	23	3°	<b>Ukraine</b>	41	5°	<b>Poland</b>	62
2°	<b>Germany</b>	24	4°	<b>Spain</b>	43	6°	<b>Romania</b>	69

## RESULTS

<b>20 km.</b> Competitors = 48 (Dnf. = 4 * Dq. = 0)											
Pos.	Name	Nat.	Time	Pos.	Name	Nat.	Time	Pos.	Name	Nat.	Time
1°	<b>Karlström</b>	Swe	1:18:54	17°	Şenoduncu	Tur	1:22:44	33°	Černý	Svk	1:27:28
2°	<b>Martín A.</b>	Esp	1:19:14	18°	Corbishley	Gbr	1:22:50	34°	Kaliada	Blr	1:27:35
3°	<b>García D.</b>	Esp	1:19:19	19°	Shumik	Ukr	1:23:39	35°	Hlaváč	Cze	1:27:42
4°	López M.A.	Esp	1:19:25	20°	Köpp	Ger	1:23:44	36°	Blocki	Pol	1:27:59
5°	Fortunato	Ita	1:19:43	21°	Žiūkas	Lit	1:23:57	37°	Saulgriezis	Lat	1:28:44
6°	Bordier	Fra	1:20:10	22°	Liakhovich	Blr	1:24:09	38°	Dziubin	Blr	1:30:37
7°	Korkmaz	Tur	1:20:10	23°	İmuk	Tur	1:24:14	39°	Gdula	Cze	1:30:57
8°	Stano	Ita	1:20:30	24°	Pohle	Ger	1:24:49	40°	Mcmanamon	Irl	1:31:48
9°	Zabuzhenko	Ukr	1:20:43	25°	Tomala	Pol	1:24:54	41°	Duc M.	Fra	1:32:13
10°	Brembach	Ger	1:20:52	26°	Haukenes	Nor	1:25:05	42°	Kováč	Svk	1:41:22
11°	Tontodonati	Ita	1:21:13	27°	Ilhan	Tur	1:25:30	43°	Jansen	Ned	1:42:35
12°	Giupponi	Ita	1:21:52	28°	Campion	Fra	1:25:31	44°	Tóth N.	Hun	1:48:28
13°	Linke	Ger	1:22:20	29°	Mastianica	Lit	1:25:59		Hava	Fin	Dnf.
14°	Niedzialek	Pol	1:22:26	30°	Augustyn	Pol	1:26:08		Helebrandt	Hun	Dnf.
15°	Bosworth	Gbr	1:22:27	31°	Úradník	Svk	1:26:39		Lukyanchuk	Blr	Dnf.
16°	Losev	Ukr	1:22:41	32°	Kuster	Fra	1:27:21		Amezcuca	Esp	Dnf.








## Results

### 50 km.

Competitors = 39 (Dnf. = 8 \* Dq. = 1 )

Pos.	Name	Nat.	Time	Pos.	Name	Nat.	Time	Pos.	Name	Nat.	Time
1°	<b>Tur</b>	Esp	3:47:40	14°	Homeleu	Blr	3:55:58	27°	Rădoi	Rom	4:13:35
2°	<b>Ojala</b>	Fin	3:48:25	15°	Antonelli	Ita	3:56:18	28°	Sikora	Pol	4:19:51
3°	<b>Agrusti</b>	Ita	3:49:52	16°	Jelonek	Pol	3:56:45	29°	Florez Studer	Sui	4:22:37
4°	Smolonskis	Lat	3:50:31	17°	Hlavan	Ukr	3:58:12	30°	Pleșu	Rom	4:26:58
5°	De Luca	Ita	3:50:48	18°	Fedaczyński	Pol	3:58:17		Adusoo	Est	Dnf.
6°	Seiler	Ger	3:51:48	19°	Šuškevičius	Lit	3:59:35		Kalesnik	Blr	Dnf.
7°	Rumbeniaks	Lat	3:51:51	20°	García J.A.	Esp	4:01:14		Srp	Hun	Dnf.
8°	Junghannss	Ger	3:52:07	21°	Tokodi	Hun	4:03:06		Mihăilă	Rom	Dnf.
9°	Boyce	Irl	3:52:15	22°	Bermúdez	Esp	4:03:38		Papamichail	Gre	Dnf.
10°	Dohmann	Ger	3:52:58	23°	Radko	Ukr	4:06:41		Erent	Cro	Dnf.
11°	Banzeruk	Ukr	3:53:51	24°	Santos	Por	4:07:27		Andrieu	Fra	Dnf.
12°	Cocioran	Rom	3:55:29	25°	Coelho	Por	4:07:29		Bagdány	Hun	Dnf.
13°	Litanyuk	Ukr	3:55:45	26°	Díaz J.	Esp	4:11:44		Chiesa	Ita	Dq.



10 km. Under 20					
1°		2°		3°	
<b>Hidalgo</b>		<b>Mcgrath</b>		<b>Güngör</b>	
Esp	41:35	Esp	41:51	Tur	42:20

TEAMS 10 km. Under 20								
Pos.	Nation	Points	Pos.	Nation	Points	Pos.	Nation	Points
1°	<b>Spain</b>	3	3°	Turkey	15	5°	Ukraine	24
2°	France	12	4°	Italy	21			

### Results

10 km. Under 20											
Competitors = 19 (Dnf. = 0 * Dq. = 1)											
Pos.	Name	Nat.	Time	Pos.	Name	Nat.	Time	Pos.	Name	Nat.	Time
1°	<b>Hidalgo</b>	Esp	41:35	8°	Dreville	Fra	42:46	15°	Capostagno	Ita	45:54
2°	<b>Mcgrath</b>	Esp	41:51	9°	Dias	Por	42:51	16°	Shelest	Ukr	46:17
3°	<b>Güngör</b>	Tur	42:20	10°	Koretsky	Ukr	42:52	17°	Dumbliauskas	Lit	48:12
4°	Durand	Fra	42:26	11°	Jokinen	Fin	43:06	18°	Bánk	Hun	53:07
5°	Morávek	Cze	42:27	12°	Tekdal	Tur	43:46		Breda	Ita	Dq.
6°	Gamba	Ita	42:30	13°	Peter	Fra	43:50				
7°	Pastor	Esp	42:43	14°	Mytsyk	Ukr	44:58				

